



StarTimes Uganda Premier League Statistics Report 2024/2025 Season



Welcome to

MARGHERITA PEAK

16763 ft (5109m) a.s.l

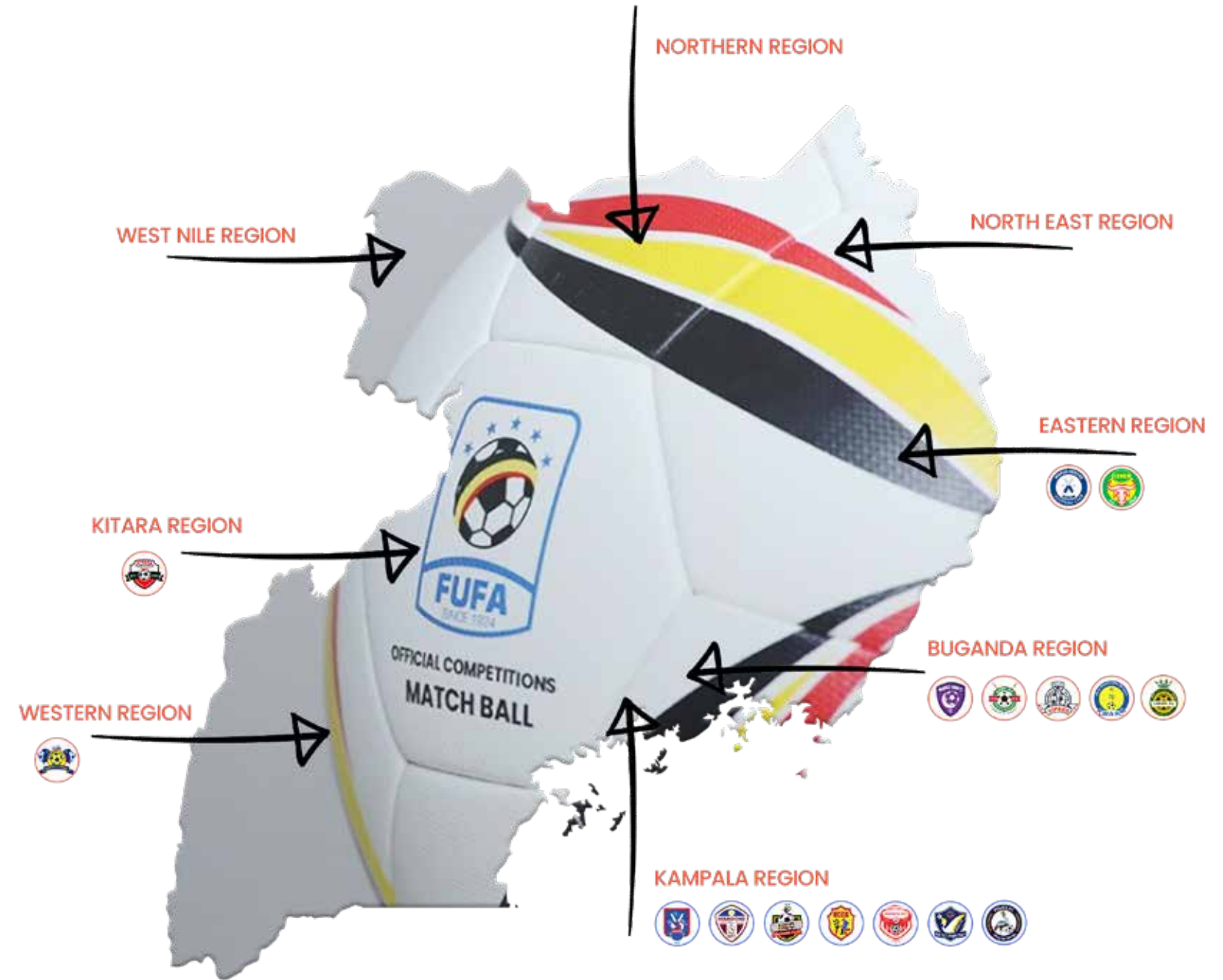
“The highest point in Uganda”



The trophy draws inspiration from Uganda's towering hills and majestic mountain ranges, with top flight football teams heavily represented with competition

Table of Content

Foreword	4
Past League Champions Since 1968	5
The Uganda Premier League (2019-Date)	6
The Uganda Premier League in Seven Seasons	8
Table Standing	9
Summary on Goals Per Match	9
Discipline	10
Player Top Scorers, Top Assists & Hattricks	12
Club Clean Sheets, Own Goals & Braces	14
Average Age of Players	15
Players Per Team	15
Most Utilised Players	15
Referees	17
Television	18
Club Details	19
Catapult	22
Club Player Statistics	23
Index	39



Team

Paul Kabaikaramu - League Manager
 Bonaventure Binoti Ewo - Head of Communications
 Eric Eron Owori - League Statistician
 Ronnie Kakooza - League Officer
 Stephen Mayamba - Official League Photographer
 Isimael Serebe - Data Collection (DdibaStats)

StarTimes Uganda Premier League clubs in 2024/2025 Season as per Federation of Uganda Football Associations (FUFA) regions

Foreword



“A standout highlight was the introduction of the new customised Margherita Trophy.”

The 2024/25 season has once again been a successful sporting campaign, culminating in Vipers SC being crowned champions of the StarTimes Uganda Premier League. In accordance with the FUFA Competition Regulations, the bottom three clubs—Mbale Heroes FC, Soltilo Bright Stars FC, and Wakiso Giants FC—were relegated to the FUFA Big League.

The league continues to grow in visibility across the country, with significant engagement on radio, television, and online platforms. This growth can be attributed to a combination of both internal and external factors. Despite a decline in matchday attendance at the venues throughout the season, our digital platforms and television viewership—particularly on FUFA TV and Sanyuka Prime—recorded impressive numbers.

The use of a customised match ball throughout the league was a welcome development, creating uniformity and professionalism across all fixtures.

A standout highlight was the introduction of the new customised Margherita Trophy.

However, the season was not without its challenges. The inability to stage double-header matches and the tragic loss of a match official were notable setbacks.

Additionally, the incident involving KCCA FC fielding an ineligible player was one of those that over shadowed the positives. Measures have since been implemented to prevent such occurrences in the future.

The Secretariat remains steadfast in its commitment to revitalising the league—aiming to attract larger stadium attendances as well as more sponsors and partners. This ambition encompasses all demographics and organisations, regardless of size. Achieving this requires a collective effort to understand and respond to stakeholder interests, while also building a vibrant league brand that appeals to potential funders.

It remains unfortunate that some clubs have continued to struggle financially, a situation that undoubtedly affected their sporting performance over the season.

On a positive note, there has been a marked improvement in playing facilities, and the outlook is even brighter with new

stadiums currently under construction.

While the number of televised night matches has grown, the Secretariat maintains that the introduction of double-header fixtures would significantly enhance the league—sportingly, financially, and in terms of fan experience.



Past League Champions Since 1968

Years Champions

1968-69	Prisons FC (1)
1969	Prisons FC (2)
1970	Coffee United Sports Club (1)
1971	Simba FC (1)
1972	Not held
1973	Not held
1974	Express FC (1)
1975	Express FC (2)
1976	Kampala City Council FC (1)
1977	Kampala City Council FC (2)
1978	Simba FC (2)
1979	Uganda Commercial Bank FC (1)
1980	Nile Breweries FC (1)
1981	Kampala City Council FC (3)
1982	SC Villa (1)
1983	Kampala City Council FC (4)
1984	SC Villa (2)
1985	Kampala City Council FC (5)
1986	SC Villa (3)
1987	SC Villa (4)
1988	SC Villa (5)
1989	SC Villa (6)
1990	SC Villa (7)
1991	Kampala City Council FC (6)
1992	SC Villa (8)
1993	Express FC (3)
1994	SC Villa (9)
1995	Express FC (4)
1996	Express FC (5)

Years Champions

1997	Kampala City Council FC (7)
1998	SC Villa (10)
1999	SC Villa (11)
2000	SC Villa (12)
2001	SC Villa (13)
2002	SC Villa (14)
2002-03	SC Villa (15)
2004	SC Villa (16)
2005	Police FC (1)
2006	Uganda Revenue Authority FC (1)
2006-07	Uganda Revenue Authority FC (2)
2007-08	Kampala City Council FC (8)
2008-09	Uganda Revenue Authority FC (3)
2009-10	Vipers SC (1)
2010-11	Uganda Revenue Authority FC (4)
2011-12	Express FC (6)
2012-13	Kampala Capital City Authority FC (9)
2013-14	Kampala Capital City Authority FC (10)
2014-15	Vipers SC (2)
2015-16	Kampala Capital City Authority FC (11)
2016-17	Kampala Capital City Authority FC (12)
2017-18	Vipers SC (3)
2018-19	Kampala Capital City Authority FC (13)
2019-20	Vipers SC (4)
2020-21	Express FC (7)
2021-22	Vipers SC (5)
2022-23	Vipers SC (6)
2023-24	SC Villa (17)
2024-25	Vipers SC (7)



Vipers SC Captain Milton Karisa lifts the trophy with teammates at Kitende

The Uganda Premier League 2019/2020–To Date

Matches	2024/2025	2023/2024	2022/2023	2021/2022	2020/2021	2019/2020
Highest Number of Points Attained	69 (Vipers SC)	57 (SC Villa)	53 (Vipers SC, KCCA FC)	74 (Vipers SC)	67 (Express FC)	54 (Vipers SC)
Lowest Number of Points Attained	10 (Mbale Heroes FC)	5 (Arua Hill SC)	22 (Onduparaka FC)	10 (Tooro United FC)	14 (Kitara FC)	22 (Proline, Tooro United)
Most Victories	21 (Vipers FC)	16 (Pos. 1, 2 & 3)	17 (SC Villa)	23 (Vipers SC)	17 (No. 1, 2 & 3)	16 (Vipers SC)
Most Draws	12 (Police FC)	15 (S. Bright Stars)	12 (URA FC, BUL FC)	13 (Express FC)	12 (Wakiso Giants FC)	10 (URA FC)
Most Losses	24 (Mbale Heroes FC)	18 (Gaddafi FC)	15 (Busoga United FC)	24 (Tooro United FC)	20 (Kitara FC)	15 (Tooro United FC)
Most Goals Scored	49 (Vipers SC)	54 (KCCA FC)	44 (KCCA FC)	69 (Vipers SC)	44 (Express FC)	42 (KCCA FC)
Most Goals Against	69 (Mbale Heroes FC)	54 (Gaddafi FC)	41 (Blacks Power FC)	81 (Tooro United FC)	80 (Kitara FC)	41 (Maroons FC)
Best Goal Difference	34 (Vipers SC)	25 (Vipers SC)	27 (Vipers SC)	50 (Vipers SC)	35 (Vipers SC)	23 (Vipers SC)
Least victories	2 (Mbale Heroes FC)	1 (Arua Hill SC)	5 (Onduparaka FC)	2 (Tooro United FC)	3 (No. 15 & 16)	6 (Maroons, Tooro United)
Least Draws	4 (URA FC Mbale Heroes FC)	2 (Arua Hill SC)	3 (SC Villa)	3 (Wakiso Giants FC)	4 (No. 9, 12 & 16)	3 (Busoga, Kyetume)
Least Losses	3 (Vipers SC NEC FC BUL FC)	4 (SC Villa)	5 (Vipers SC, KCCA FC)	2 (Vipers SC)	2 (Express FC)	3 (Vipers SC)
Least Goals Scored	13 (Mbale Heroes FC)	12 (Arua Hill SC)	18 (Busoga United FC)	20 (Tooro United FC)	21 (Busoga United FC)	18 (Tooro United FC)
Least Goals Against	15 (Vipers SC)	17 (BUL FC)	13 (Vipers SC)	19 (Vipers SC)	13 (Express FC)	15 (Vipers SC)
Least Goal Difference	(Mbale Heroes FC) (-56)	-30 (Gaddafi FC)	-22 (Busoga United FC)	-61 (Tooro United FC)	-45 (No. 15 & 16)	-21 (Tooro United FC)
Longest Winless Run	20 (Mbale Heroes FC)	12 (UPDF FC)	13 (Onduparaka FC)	12 (Tooro United FC)	14 (MYDA FC)	10 (Bright Stars FC)
Longest Winning Run	8 (Vipers SC)	6 (BUL FC)	6 (SC Villa)	9 (Vipers SC)	7 (No. 1 & 2)	8 (Vipers SC)
Team With Best Clean Sheet	18 (Vipers SC)	12 (BUL FC)	17 (Vipers SC)	15 (Vipers SC)	15 (Express FC)	15 (Vipers SC)

Relegated Clubs - StarTimes Uganda Premier League to FUFA Big League

Soltilo Bright Stars FC	Busoga United FC	Blacks Power FC	Police FC	Kyetume FC	Maroons FC
Wakiso Giants FC	Gaddafi FC	Onduparaka FC	Mbarara City FC	MYDA FC	Proline FC
Mbale Heroes FC	Arua Hill SC	-	Tooro United FC	Kitara FC	Tooro United FC

Promoted Clubs - FUFA Big League to StarTimes Uganda Premier League

Calvary FC	Police FC	Kitara FC	Blacks Power FC	Arua Hill SC	MYDA FC
Gaddafi FC	Lugazi FC	Mbarara City FC	Kyetume FC	Tooro United FC	UPDF FC
Buhimba United Saints FC	Mbale Heroes FC	NEC FC	Maroons FC	Gaddafi FC	Kitara FC

PROMOTED



CALVARY FOOTBALL CLUB



OUR LEAGUE. GO FOR IT

PROMOTED



GADDAFI FOOTBALL CLUB



OUR LEAGUE. GO FOR IT

PROMOTED



BUHIMBA UNITED SAINTS



OUR LEAGUE. GO FOR IT

RELEGATED



SOLTILO BRIGHT STARS



OUR LEAGUE. GO FOR IT

RELEGATED



WAKISO GIANTS FC



OUR LEAGUE. GO FOR IT

RELEGATED



MBALE HEROES FC



OUR LEAGUE. GO FOR IT

The Premier League in 7 Seasons

Matches	2024/2025	%	2023/2024	2022/2023	2021/2022	2020/2021	2019/2020	2018/2019
Victories by 1 Goal	74	31	49	58	53	43	55	48
Victories by 2 Goals	54	23	62	46	59	41	54	69
Victories by 3 Goals	24	10	38	26	36	49	35	33
Victories by 4 Goals	10	4	10	10	11	13	8	7
Victories above 4 Goals	14	6	6	7	13	13	5	5
Victories: Total	176	73	165	147	172	159	157	162
Draws: Total	64	27	60	63	68	54	43	78
Matches: Total	240	100	225	210	240	213	200	240
Clubs Docked Points			-	3	2	-	2	-
Forfeiture & (or) Walk-Overs	1		-	1	1	-	5	-
Abandoned Matches			-	1 (M#52)	-	-	-	-
Matches Not Physically Played			15 (Arua Hill SC)	30	-	27	40	-
TV (Broadcast)	134 (56%)		145 (64%)	135 (64%)	114 (48%)	70 (35%)	70 (35%)	-
TV (Night Games)	57		38	3	3 (Delayed)			-
Total Goals	515		523	439	587	602	465	525
Goals Per Match (Average)	2.14		2	2	2	3	2	2
Top-Scorers' Goals Attained	19		17	13	18	16	13	19
Hat-tricks	5		4	7	11	14	4	3
Braces	43		40	31	40	58	21	33
Own Goals	9		14	6	15	6	11	8
Penalties	51/57		38/51	47/57	72/85	55/106	50	51
Yellow Cards	744		708	640	765	644	619	694
Red Cards	17		27	24	30	23	19	22
Washed Out/Replayed			1 (M#26)	1 (M#23)	-	2	-	1
Appeal Cases	1		1	1	1	2	1	-
Disciplinary Cases	4		7	20	18	26	16	18
Total Cases	4		7	21	18	30	16	19



The new FUFA Uganda Premier League Trophy

Table Standing

		Final Table								Home Table Matches								Away Table Matches							
Rank	Team	P	W	D	L	F	A	GD	PTS	P	W	D	L	F	A	GD	PTS	P	W	D	L	F	A	GD	PTS
1	Vipers SC	30	21	6	3	49	15	34	69	15	11	4	0	26	6	20	37	15	10	2	3	23	9	14	32
2	NEC FC	30	20	7	3	44	19	25	67	15	13	2	0	24	6	18	41	15	7	5	3	20	13	7	26
3	BUL FC	30	16	11	3	38	19	19	59	15	8	5	2	18	9	9	29	15	8	6	1	20	10	10	30
4	URA FC	30	16	4	10	42	23	19	52	15	10	3	2	27	10	17	33	15	6	1	8	15	13	2	19
5	KCCA FC	30	14	8	8	47	24	23	50	15	9	2	4	33	8	25	29	15	5	6	4	14	16	-2	21
6	SC Villa	30	12	9	9	44	30	14	45	15	8	5	2	29	14	15	29	15	4	4	7	15	16	-1	16
7	Kitara FC	30	12	8	10	45	20	25	44	15	8	3	4	29	9	20	27	15	4	5	6	16	11	5	17
8	Maroons FC	30	12	7	11	29	32	-3	43	15	6	5	4	14	15	-1	23	15	6	2	7	15	17	-2	20
9	Express FC	30	11	6	13	30	45	-15	39	15	7	3	5	21	19	2	24	15	4	3	8	9	26	-17	15
10	UPDF FC	30	10	9	11	29	34	-5	39	15	6	5	4	15	13	2	23	15	4	4	7	14	21	-7	16
11	Police FC	30	8	12	10	27	28	-1	36	15	5	6	4	15	13	2	21	15	3	6	6	12	15	-3	15
12	Mbarara City FC	30	8	8	14	22	33	-11	32	15	4	5	6	10	14	-4	17	15	4	3	8	12	19	-7	15
13	Lugazi FC	30	7	10	13	19	33	-14	31	15	5	5	5	13	14	-1	20	15	2	5	8	6	19	-13	11
14	Soltilo Bright Stars FC	30	4	8	18	23	47	-24	20	15	4	2	9	15	21	-6	14	15	0	6	9	8	26	-18	6
15	Wakiso Giants FC	30	3	11	16	17	47	-30	20	15	1	7	7	8	18	-10	10	15	2	4	9	9	29	-20	10
16	Mbale Heroes FC	30	2	4	24	13	69	-56	10	15	2	2	11	5	27	-22	8	15	0	2	13	8	42	-34	2

Summary on Goals Per Match (xG)

Team	2024/2025	2023/2024	2022/2023	2021/2022	2020/2021	2019/2020
Vipers SC	1.63	1.55	1.4	2.3	2.2	1.5
NEC FC	1.47	1.21	0	0	0	0
BUL FC	1.24	1.24	1.1	1.8	1.4	1.2
URA FC	1.4	1.03	1.3	1.9	1.6	1.2
KCCA FC	1.66	1.86	1.6	1.4	2.1	1.7
SC Villa	1.47	1.38	1	0.9	1.1	1.3
Kitara FC	1.5	1.55	0	0	1.3	0
Maroons FC	0.97	1.21	1	0	0	0
Express FC	1	1.24	1	1	1.7	1.2
UPDF FC	0.97	0.83	0.9	1.1	1.3	0
Police FC	0.9					
Mbarara City FC	0.63	0.76	0	0.93	1.11	0
Lugazi FC	0.63					
Soltilo Bright Stars FC	0.77	1.14	0.8	0.9	1.5	1.3
Wakiso Giants FC	0.57	0.93	1.1	1.3	1.6	1
Mbale Heroes FC	0.43					



Discipline

Team	Yellow Cards		Red Cards		Total
	Players	Team Officials	Players	Team Officials	
Vipers SC	36		1		37
NEC FC	60	2	1		63
BUL FC	41	3		1	45
URA FC	49		1		50
KCCA FC	59		1		60
SC Villa	47		2	1	50
Kitara FC	37	1			38
Maroons FC	53	1			54
Express FC	50				50
UPDF FC	40	1			41
Police FC	41		3		44
Mbarara City FC	50	3	1		54
Lugazi FC	48		2		50
Soltilo Bright Stars FC	38		1		39
Wakiso Giants FC	52	3	2		57
Mbale Heroes FC	29	1			30
	730	14	15	2	762

Circulars

Circular No 1194 issued on 1st Oct 2024 regarding Club hosting grounds.

CDP Decisions

- 2 BUL players and the coach were given suspensions, 10 matches, and a six months ban, respectively.
 - 3 Kitara players were given 2 match suspensions
- This was due to improper conduct



Referee Diana Murungi awarding a yellow card to a Wakiso Giants FC player



Referee Shamirah Nabadda, 1st Assistant Referee Elizabeth Nassolo, 2nd Assistant Referee Immaculate Ongiera and Fourth Official Solomon Jjumba in Janzi attire ahead of KCCA URA match

2024/2025 Season Player Scorecard

Top Scorers for 2024/2025 Season									
Name	Position	Team	Goals	Home	Away	Penalty	Assists	Braces	Hattricks
Okello Allan	Midfielder	Vipers SC	19	8	11	8	4	3	0
Ahimbisibwe Ivan	Attacker	URA FC	16	8	8	2	3	2	2
Ssekamatte Kayongo Samuel	Attacker	UPDF FC	13	6	7	5	0	2	1
Ssenyonjo Samuel	Attacker	Express FC	12	8	4	3	2	2	1
Lwanga Charles	Attacker	SC Villa	11	10	1	0	1	1	0
Semugabi Jude	Attacker	Kitara FC	10	5	5	0	3	4	0
Mucureezi Paul	Attacker	NEC FC	9	6	3	5	6	0	0
Karisa Milton	Attacker	Vipers SC	9	5	4	0	5	3	0
Ndugwa Karim	Attacker	BUL FC	8	4	4	0	0	1	0
Rwothomio Cromwel Abang	Attacker	NEC FC	8	4	4	1	1	0	0
Kakande Patrick Jonah	Attacker	SC Villa	8	6	2	3	4	0	0
Anyama Emmanuel	Attacker	KCCA FC	7	2	5	0	1	2	0
Arigumaho Seiri	Attacker	Mbarara City FC	7	1	6	0	1	1	0
Kasumba Umar	Attacker	Police FC	7	5	2	2	1	1	0
Kabon Living	Attacker	Kitara FC	6	5	1	1	5	1	0
Senkaba George	Attacker	Kitara FC	6	5	1	0	3	0	1
Ogama Baden Mujahid	Attacker	Maroons FC	6	3	3	0	1	2	0
Mutyaba Muzamiru	Midfielder	NEC FC	6	5	1	0	1	0	0
Ogwang Isaac	Attacker	Police FC	6	6	0	1	1	1	0
Bunyaga Bruno Junior	Attacker	URA FC	6	3	3	0	1	1	0
Ssentamu Yunus Jr.	Attacker	Vipers SC	6	2	4	0	1	0	0
Mbalire Hudson	Attacker	Wakiso Giants FC	6	4	2	0	0	0	0
Ssenjogera Conrad	Midfielder	Express FC	5	3	2	0	0	1	0
Mugume Ashraf	Midfielder	KCCA FC	5	3	2	1	3	0	0
Usama Kiza Arafati	Attacker	KCCA FC	5	4	1	0	7	0	0
Amaku Fred	Attacker	Kitara FC	5	4	1	2	1	1	0
Kaddu Patrick Henry	Attacker	Kitara FC	5	3	2	1	5	0	0
Ajo Emmanuel	Attacker	NEC FC	5	2	3	0	2	1	0
Kiwanuka Hakim	Attacker	SC Villa	5	3	2	0	3	0	0
Senkatuka Nelson	Attacker	Soltilo Bright Stars FC	5	5	0	0	3	1	0
Kirya Jerome	Midfielder	BUL FC	4	3	1	0	6	0	0
Anaku Sadat Happy	Attacker	KCCA FC	4	3	1	0	0	0	0
Anukani Bright	Midfielder	KCCA FC	4	3	1	0	3	1	0
Cardoso Joao Gabriel Esteves	Midfielder	KCCA FC	4	4	0	0	3	1	0
Mayanja Saidi	Midfielder	KCCA FC	4	4	0	0	5	0	0
Kalanzi Abdul	Midfielder	Lugazi FC	4	3	1	2	2	0	0
Ssemugugu Sam	Attacker	Lugazi FC	4	2	2	1	2	0	0
Eseru Robert	Attacker	Mbale Heroes FC	4	2	2	1	0	0	0

Top Assists			
Name	Position	Team	Assists
Aliro Moses	Attacker	URA FC	8
Usama Kiza Arafati	Attacker	KCCA FC	7
Watambala Abdul Karim	Midfielder	Vipers SC	7
Kirya Jerome	Midfielder	BUL FC	6
Kavuma Marvin	Midfielder	NEC FC	6
Mucureezi Paul	Attacker	NEC FC	6
Mayanja Saidi	Midfielder	KCCA FC	5
Kabon Living	Attacker	Kitara FC	5
Kaddu Patrick Henry	Attacker	Kitara FC	5
Ssebagala Enock	Midfielder	NEC FC	5
Karisa Milton	Attacker	Vipers SC	5

Hattricks			
Name	Position	Team	Number
Ahimbisibwe Ivan	Attacker	URA FC	2
Ssenyonjo Samuel	Attacker	Express FC	1
Ssekamatte Kayongo Samuel	Attacker	UPDF FC	1
Senkaba George	Attacker	Kitara FC	1

Top Scorers per Club 2024/2025

Club	Name	Goals
Vipers SC	Okello Allan	19
URA FC	Ahimbisibwe Ivan	16
UPDF FC	Ssekamatte Kayongo Samuel	13
Express FC	Ssenyonjo Samuel	12
SC Villa	Lwanga Charles	11
Kitara FC	Semugabi Jude	10
NEC FC	Mucureezi Paul	9
BUL FC	Ndugwa Karim	8
Police FC	Kasumba Umar	7
Mbarara City FC	Arigumaho Seiri	7
KCCA FC	Anyama Emmanuel	7
Wakiso Giants FC	Mbalire Hudson	6
Maroons FC	Ogama Baden Mujahid	6
Soltilo Bright Stars FC	Senkatuka Nelson	5
Mbale Heroes FC	Eseru Robert	4
Lugazi FC	Kalanzi Abdul	4



Allan Okello – 19 Goals



Ivan Ahimbisibwe – 16 Goals



Samuel Kayongo – 13 Goals

Clean Sheets per Club 2024/2025

Pos	Club	Goals For	Goals Against	Clean Sheets
1	Vipers SC	49	15	18
2	NEC FC	44	19	14
3	BUL FC	38	19	15
4	URA FC	42	23	13
5	KCCA FC	47	24	15
6	SC Villa	44	30	7
7	Kitara FC	45	20	17
8	Maroons FC	29	32	13
9	Express FC	30	45	8
10	UPDF FC	29	34	12
11	Police FC	27	28	11
12	Mbarara City FC	22	33	12
13	Lugazi FC	19	33	9
14	Soltilo Bright Stars FC	23	47	3
15	Wakiso Giants FC	17	47	9
16	Mbale Heroes FC	13	69	3

Hattricks by Players 2024/2025

Pos	Player	Positon	Team	Number
1	Ahimbisibwe Ivan	Attacker	URA FC	2
2	Ssenyonjo Samuel	Attacker	Express FC	1
3	Ssekamatte Kayongo Samuel	Attacker	UPDF FC	1
4	Senkaba George	Attacker	Kitara FC	1
Total				5

Own Goals by Players 2024/2025

Pos	Player	Positon	Team	Number
1	Owalamu Martin	Defender	Mbarara City FC	2
2	Kiryaggrey	Defender	UPDF FC	2
3	Wasswa Emmanuel Alex	Midfielder	Express FC	1
4	Samson Kasozi	Midfielder	Mbale Heroes FC	1
5	Ssenkungu Peter	Defender	Mbale Heroes FC	1
6	Jacob Okao	Defender	NEC FC	1
7	Mukiiibi Marvin	Defender	Wakiso Giants FC	1
Total				9

Braces by Players 2024/2025

Name	Position	Team	Number
Ssemugabi Jude	Attacker	Kitara FC	4
Karisa Milton	Attacker	Vipers SC	3
Okello Allan	Midfielder	Vipers SC	3
Ahimbisibwe Ivan	Attacker	URA FC	2
Ssenyonjo Samuel	Attacker	Express FC	2
Anyama Emmanuel	Attacker	KCCA FC	2
Ogama Baden Mujahid	Attacker	Maroons FC	2
Ssekamatte Kayongo Samuel	Attacker	UPDF FC	2
Kabon Living	Attacker	Kitara FC	1
Ssemujju Joseph	Attacker	URA FC	1
Anukani Bright	Midfielder	KCCA FC	1
Cardoso Joao Gabriel Esteves	Midfielder	KCCA FC	1
Senkatuka Nelson	Attacker	Soltilo Bright Stars FC	1
Ajo Emmanuel	Attacker	NEC FC	1
Wagoisa Isaac	Attacker	BUL FC	1
Kawawa Abdulahi Rashid	Attacker	Express FC	1
Amaku Fred	Attacker	Kitara FC	1
Mugisha Rogers	Midfielder	Kitara FC	1
Birungi Alvin Twiine	Defender	Lugazi FC	1
Asaba Ivan	Midfielder	Maroons FC	1
Arigumaho Seiri	Attacker	Mbarara City FC	1
Kasumba Umar	Attacker	Police FC	1
Ogwang Isaac	Attacker	Police FC	1
Lwanga Charles	Attacker	SC Villa	1
Bunyaga Bruno Junior	Attacker	URA FC	1
Ndugwa Karim	Attacker	BUL FC	1
Ssenjogera Conrad	Midfielder	Express FC	1
Wasswa Emmanuel Alex	Midfielder	Express FC	1
Poloto Julius	Midfielder	KCCA FC	1
Alou John Kokas	Attacker	Soltilo Bright Stars FC	1
Kabuye Bashir	Defender	UPDF FC	1
Total			43

Average Age of Players 2024/2025

Team	No. of Players	Av. Age	16-18	19-20	21-25	26-30	31-35	36-40
Vipers SC	34	24.6	3	5	9	15	2	
NEC FC	31	26.7	1	4	9	8	7	2
BUL FC	34	25.1	6	1	9	14	4	
URA FC	31	24	4	2	13	11	1	
KCCA FC	33	22.8	4	6	15	8		
SC Villa	35	24	3	2	18	11	1	
Kitara FC	38	27		2	10	17	8	1
Maroons FC	32	27.1		2	8	15	7	
Express FC	35	24.2	3	3	17	9	3	
UPDF FC	31	27	2	2	5	13	8	1
Police FC	32	25.8	1	4	9	14	4	
Mbarara City FC	37	24.6		3	19	11	4	
Lugazi FC	34	25.2	4	4	10	12	4	
Soltilo Bright Stars FC	28	25.3		4	8	15	1	
Wakiso Giants FC	36	23.5	3	12	8	11	2	0
Mbale Heroes FC	40	24.8	1	3	18	15	3	0
Total			35	59	185	199	59	4

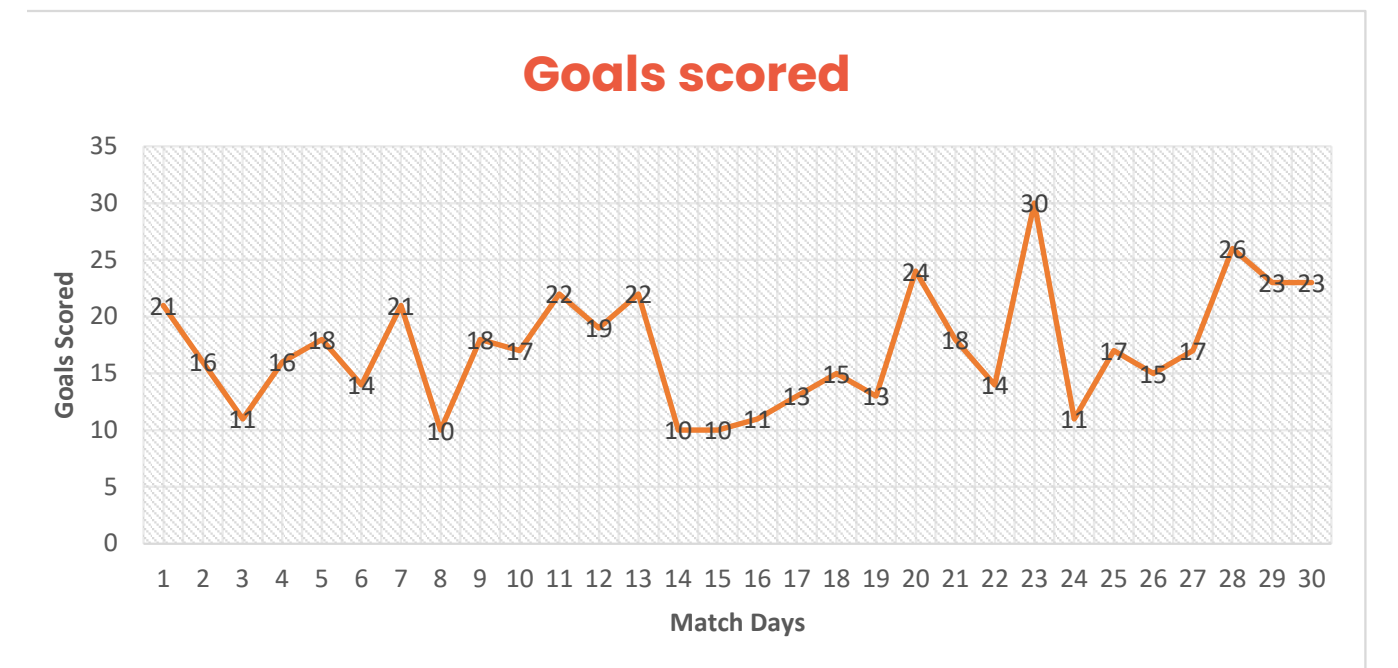
Players Per Team 2024/2025

Team	Contracted	Used	Foreigners	Goalkeepers	Defenders	Midfielders	Forwards
Vipers SC	34	30	9	4	11	10	9
NEC FC	31	28	1	3	8	14	6
BUL FC	34	33	0	2	10	10	12
URA FC	31	30	0	4	9	10	8
KCCA FC	33	31	2	3	10	13	7
SC Villa	35	30	0	3	9	10	13
Kitara FC	38	36	0	3	12	15	8
Maroons FC	32	29	0	3	9	13	7
Express FC	35	32	0	3	9	15	8
UPDF FC	31	26	0	2	10	10	9
Police FC	32	31	1	3	7	12	10
Mbarara City FC	37	34	0	3	12	14	8
Lugazi FC	34	32	1	4	10	11	9
Soltilo Bright Stars FC	28	27	2	3	9	11	5
Wakiso Giants FC	36	32	3	3	12	13	8
Mbale Heroes FC	40	36	3	3	15	11	11
Total	541	497	22	49	162	192	138

Most Utilised Players (Top 20) 2024/2025

Name	Team	Games Played	Total	In-game Position
Joel Mutakubwa	BUL FC	29	2761	Goalkeeper
Nelson Senkatuka	Soltilo Bright Stars FC	29	2719	Forward
Edward Kabona	Maroons FC	29	2712	Defender
Ronald Kayondo	UPDF FC	28	2631	Midfield
Enock Walusimbi	URA FC	28	2599	Defender
Seiri Arigumaho	Mbarara City FC	29	2593	Forward
Allan Okello	Vipers SC	30	2580	Forward
James Mubezi	KCCA FC	28	2568	Defender
Ali Arshavin Bayo	Lugazi FC	27	2566	Midfield
Ayiko Richard	Lugazi FC	27	2561	Defender
Chrispas Kusiima	Kitara FC	27	2554	Goalkeeper
Rogers Ochaki Torach	Vipers SC	28	2552	Defender
Saidi Kyeyune	Express FC	28	2526	Midfield
Abdulkarim Watambala	Vipers SC	28	2523	Midfield
Hassan Ssenyonjo	Wakiso Giants FC	29	2521	Midfield
Ronald Otti	Kitara FC	27	2466	Defender
David Owori	SC Villa	27	2463	Midfield
Geriga Atendele	NEC FC	28	2453	Defender
Hannington Sebwalunyo	NEC FC	26	2442	Goalkeeper
Hilary Panuel Mukundane	Vipers SC	26	2411	Defender

Goals per Matchday 2024/2025





Referees in the 2024/2025 Season

Name	Matches	Yellow Cards	Red Card	Badge	Status
Duula Joshua	17	34	0	FIFA	
Kasalirwe Lucky R.	13	45	2	FIFA	
Murungi Diana	8	10	0	FIFA	
Nabadda Shamirah	11	47	1	FIFA	
Olemu George	14	43	0	FIFA	
Oloya William	10	31	1	FIFA	
Sabila Ali Chelangat	6	21	0	FIFA	Retired
Ssali Mashood	7	25	2	FIFA	Retired
Ainebyona Amon	1	4	0	FUFA	
Atiku Rehuman	11	39	0	FUFA	
Bakasambe Rajab	4	21	0	FUFA	
Jjumba Solomon	9	32	2	FUFA	
Kavuma Vincent	15	46	0	FUFA	
Kikabbi Ronald	4	10	0	FUFA	
Kimayo Masaya Steven	12	43	0	FUFA	
Masembe Joseph	8	23	0	FUFA	
Muhammed Nasser	15	40	0	FUFA	
Musisi Henry	6	23	4	FUFA	
Nuwagaba Felix	3	9	0	FUFA	
Ojame Eric Francis	1	3	0	FUFA	
Okello Dick	22	63	3	FUFA	
Outeke Daniel Moses Uhuru	11	40	1	FUFA	
Samba Hassan	1	1	0	FUFA	
Semere Asaduh Hassan	17	53	0	FUFA	
Tumuhaise John Baptist	4	5	0	FUFA	
Tumusiime Tuge G	8	24	1	FUFA	
Turyamureeba Paul	2	10	0	FUFA	
	240	745	17		

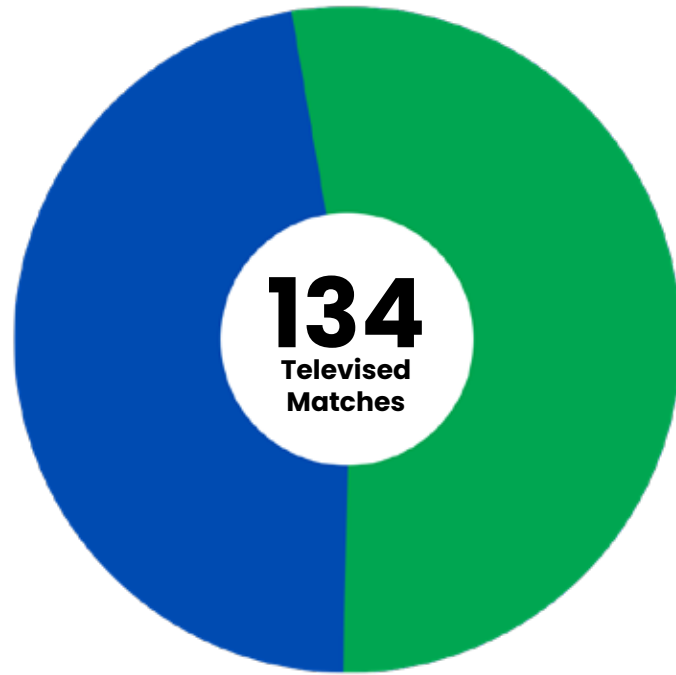


Referee Steven Kimayo officiating a match at Muteesa II Stadium, Wankulukuku



Referee Dick Okello, 1st Assistant Referee Ashiraf Magoola, 2nd Assistant Referee Julius Mukasa and Fourth Official Henry Musisi in Janzi attire ahead of NEC UPDF match

Television





Club Details

Vipers SC

<p>SPONSORS</p> <p>Shirt Sponsor Hima Cement</p> <p>Partners Plascon Uganda St. Mary's Kitende Hardware World</p>	<p>ATTENDANCE</p> <p></p> <p>Highest Vipers SC vs KCCA FC Estimated 15,000 Fans</p> <p>Average Per Match 2,000 Fans</p>
<p>STADIUM</p> <p></p> <p>Stadium St. Mary's Stadium, Kitende</p> <p>Nature Artificial Turf</p>	<p>MERCHANDISING</p> <p></p> <p>Shirt Sales 400 Million Estimated in UGX</p>

NEC FC

<p>SPONSORS</p> <p>Shirt Sponsor -</p> <p>Partners Muhick Intenational LTD Uzima Water Post Bank Link Soft Aluminium Oriental Ventures</p>	<p>ATTENDANCE</p> <p></p> <p>Highest NEC FC s KCCA FC Estimated 1,800 Fans</p> <p>Average Per Match 300 Fans</p>
<p>STADIUM</p> <p></p> <p>Stadium MTN Omondi Stadium</p> <p>Nature Artificial Turf</p>	<p>MERCHANDISING</p> <p></p> <p>Shirt Sales 20 Million Estimated in UGX</p>

BUL FC

<p>SPONSORS</p> <p>Shirt Sponsor Fortune Butto</p> <p>Partners -</p>	<p>ATTENDANCE</p> <p></p> <p>Highest BUL FC vs Vipers SC Estimated 1,000 Fans</p> <p>Average Per Match 500 Fans</p>
<p>STADIUM</p> <p></p> <p>Stadium FUFA Technical Centre</p> <p>Nature Artificial Turf</p>	<p>MERCHANDISING</p> <p></p> <p>Shirt Sales 23 Million Estimated in UGX</p>

URA FC

<p>SPONSORS</p> <p>Shirt Sponsor -</p> <p>Partners St. Catherine</p>	<p>ATTENDANCE</p> <p></p> <p>Highest URA FC vs Vipers SC 1,000 Fans</p> <p>Average Per Match 400 Fans</p>
<p>STADIUM</p> <p></p> <p>Stadium Hamz Stadium</p> <p>Nature Artificial Turf</p>	<p>MERCHANDISING</p> <p></p> <p>Shirt Sales - Estimated in UGX</p>

KCCA FC

<p>SPONSORS</p> <p>Shirt Sponsor Chint</p> <p>Partners MTN Uganda Britam Century Cinemax</p>	<p>ATTENDANCE</p> <p></p> <p>Highest KCCA FC vs Vipers SC 3,239 Fans</p> <p>Average Per Match 1,000 Fans</p>
<p>STADIUM</p> <p></p> <p>Stadium MTN Omondi Stadium</p> <p>Nature Artificial Turf</p>	<p>MERCHANDISING</p> <p></p> <p>Shirt Sales 187 Million Estimated in UGX</p>

SC Villa

<p>SPONSORS</p> <p>Shirt Sponsor Linglong Tyres</p> <p>Partners -</p>	<p>ATTENDANCE</p> <p></p> <p>Highest SC Villa vs BUL FC Estimated 9,000 Fans</p> <p>Average Per Match 1,000 Fans</p>
<p>STADIUM</p> <p></p> <p>Stadium Muteesa II Stadium</p> <p>Nature Natural Grass</p>	<p>MERCHANDISING</p> <p></p> <p>Shirt Sales 50 Million Estimated in UGX</p>

Kitara FC

<p>SPONSORS</p> <p>Shirt Sponsor Jonard</p> <p>Partners StarTimes Uganda Kinyara Sugar</p>	<p>ATTENDANCE</p> <p></p> <p>Highest Kitara FC vs NEC FC Estimated 6,500 Fans</p> <p>Average Per Match 2,500 Fans</p>
<p>STADIUM</p> <p></p> <p>Stadium Royal Park, Butema</p> <p>Nature Natural Grass</p>	<p>MERCHANDISING</p> <p></p> <p>Shirt Sales 80 Million Estimated in UGX</p>

Maroons FC

<p>SPONSORS</p> <p>Shirt Sponsor -</p> <p>Partners Tata Uganda Stanbic Bank MTN Uganda Toyota Uganda</p>	<p>ATTENDANCE</p> <p></p> <p>Highest Maroons FC vs SC Villa Estimated 1,500 Fans</p> <p>Average Per Match 500 Fans</p>
<p>STADIUM</p> <p></p> <p>Stadium Luzira Prisons Ground</p> <p>Nature Natural Grass</p>	<p>MERCHANDISING</p> <p></p> <p>Shirt Sales 10 Million Estimated in UGX</p>

Express FC



UPDF FC



Police FC



Mbarara City FC



Lugazi FC



Soltilo Bright Stars FC



Wakiso Giants FC



Mbale Heroes FC





CATAPULT

The Federation of Uganda Football Associations (FUFA) procured and distributed 22 Catapult units to each of the 16 clubs participating in the league.

The data collected so far will be shared by the FUFA Football Development Directorate.

BUL FC Player Statistics 2024/2025

Name	Games Played	Minutes Played	Av. Minutes Played	Starter	Sub. in	Sub. out	Goals	Own Goals	Minutes per Goal	Goals per Game Ratio
Ibrahim Mugulusi	14	456	32.57	3	11	2	1	0	456	0.07
Pascal Ngobi	23	1907	82.91	23	0	5	3	0	635.67	0.13
Jeromy Kirya	25	1970	78.8	24	1	14	4	0	492.5	0.16
Hillary Onek	23	1887	82.04	22	1	4	2	0	943.5	0.09
Reagan Kalyowa	22	1068	48.55	12	10	12	1	0	1068	0.05
John Okurut	1	90	90	1	0	0	0	0	0	0
Benon Tahomera	8	583	72.88	7	1	2	0	0	0	0
JULIUS BARASA	1	20	20	0	1	0	0	0	0	0
LWENDA SOWEDI	7	301	43	3	4	1	0	0	0	0
SWABIR MPASA	18	1084	60.22	14	4	9	1	0	1084	0.06
Lawrence Tezikya	18	584	32.44	2	16	2	1	0	584	0.06
Joel Mutakubwa	29	2610	90	29	0	0	0	0	0	0
Fredrick Ngalo	9	723	80.33	8	1	0	0	0	0	0
Ibrahim Orit	20	941	47.05	13	7	13	1	0	941	0.05
Bakali Magumda	12	1005	83.75	11	1	0	0	0	0	0
Thomas Ochungo	9	741	82.33	8	1	0	1	0	741	0.11
Dickson Mataama	19	942	49.58	9	10	7	2	0	471	0.11
Isaac Wagoia	17	779	45.82	6	11	3	2	0	389.5	0.12
Fesali Najib	21	1878	89.43	21	0	1	2	0	939	0.1
Isaac Musiima	16	372	23.25	0	16	0	0	0	0	0
Abdul Karim Ndugwa	14	1054	75.29	14	0	12	7	0	150.57	0.5
Viane Ssekajugo	9	217	24.11	0	9	0	0	0	0	0
TOM BABALANDA	3	28	9.33	0	3	0	0	0	0	0
INNOCENT RWOTHOMIO	1	0	0	0	1	0	0	0	0	0
RICHARD OKELLO	9	554	61.56	6	3	5	0	0	0	0
Anwaru Mustafa Ntege	10	502	50.2	7	3	6	1	0	502	0.1
Martin Aprem	24	1805	75.21	23	1	17	2	0	902.5	0.08
Walter Ochora	21	1890	90	21	0	0	3	0	630	0.14
George Kasonko	19	1145	60.26	14	5	5	0	0	0	0
ADRINE ISABIRYE	0	0	0	0	0	0	0	0	0	0
Nicholas Mwere	22	1899	86.32	22	0	4	2	0	949.5	0.09
Yafeesi Mubiru	9	275	30.56	2	7	2	0	0	0	0
Amos Kirya	2	65	32.5	0	2	0	0	0	0	0
RAMZ KAWOOYA	5	325	65	5	0	4	0	0	0	0



Express FC Player Statistics 2024/2025

Name	Games Played	Minutes Played	Av. Minutes Played	Starter	Sub. in	Sub. out	Goals	Own Goals	Minutes per Goal	Goals per Game Ratio
Isa Muzeeyi Lumu	18	1461	81.17	16	2	1	0	0	0	0
Daniel Shabene	21	1397	66.52	15	6	7	1	0	1397	0.05
Ashraf Mbazira	25	2213	88.52	24	1	0	0	0	0	0
Emmanuel Alex Wasswa	24	1764	73.5	21	3	7	3	1	588	0.13
RAMZ KAWOOYA	11	539	49	7	4	5	0	0	0	0
Steven Timothy Senfuma	12	192	16	0	12	0	0	0	0	0
Eddy Ssebandeke	10	204	20.4	0	10	0	0	0	0	0
Saidi Kyeyune	28	2401	85.75	28	0	5	0	0	0	0
Micheal Kagiri	9	727	80.78	7	2	0	0	0	0	0
HAKIM WANDERA	19	1571	82.68	18	1	2	0	0	0	0
Emmanuel Kalyowa	16	1332	83.25	16	0	3	0	0	0	0
Joseph Zziwa	24	1927	80.29	23	1	7	1	0	1927	0.04
Khassim Hafizi	8	641	80.13	7	1	0	0	0	0	0
Jimmy Lagoro	5	105	21	1	4	1	0	0	0	0
Muhamed Kagawa Ssenoga	15	1102	73.47	14	1	9	1	0	1102	0.07
John Asiimwe	18	1068	59.33	12	6	7	0	0	0	0
Abdulahi Rashid	21	1225	58.33	13	8	10	3	0	408.33	0.14
Ssonko Hafidhu Ssembatya	2	39	19.5	0	2	0	0	0	0	0
Geofrey Gagganga	20	1080	54	10	10	7	2	0	540	0.1
Conrad Ssenjogera	9	329	36.56	1	8	1	5	0	65.8	0.56
Herbert Achayi	22	1980	90	22	0	0	0	0	0	0
Samuel Ssenyonjo	24	1996	83.17	23	1	5	12	0	166.33	0.5
ISA GLORY KISUULE	6	284	47.33	3	3	1	0	0	0	0
Richard Basangwa	20	1517	75.85	19	1	12	1	0	1517	0.05
Derrick Ngoobi	10	694	69.4	9	1	3	0	0	0	0
Dauson Mafumu	2	180	90	2	0	0	0	0	0	0
Alpha Thierry Ssali	12	575	47.92	6	6	3	0	0	0	0
Abbel Sajjabi Muwanguzi	4	191	47.75	3	1	2	0	0	0	0
Charles Ssembarirwa	5	199	39.8	2	3	1	0	0	0	0
Ronald Mawa Andabati	5	302	60.4	4	1	3	1	0	302	0.2
Micheal Kimera Kibi	4	129	32.25	0	4	0	0	0	0	0
Mustafa Kizza	4	336	84	4	0	1	0	0	0	0
Andrew Eporu	0	0	0	0	0	0	0	0	0	0



KCCA FC Player Statistics 2024/2025

Name	Games Played	Minutes Played	Av. Minutes Played	Starter	Sub. in	Sub. out	Goals	Own Goals	Minutes per Goal	Goals per Game Ratio
Sadat Happy Anaku Ada	16	1015	63.44	11	5	5	5	0	203	0.31
Ashraf Mugume	25	1077	43.08	11	14	9	5	0	215.4	0.2
Julius Poloto	8	259	32.38	4	4	3	2	0	129.5	0.25
Kiza Arafat Usama	22	1380	62.73	16	6	13	5	0	276	0.23
Saidi Mayanja	29	1812	62.48	23	6	19	4	0	453	0.14
Musitafa Mujuzi	22	1767	80.32	20	2	3	0	0	0	0
Haruna Lukwago	19	935	49.21	9	10	6	0	0	0	0
Joao Gabriel Esteves Cardoso	10	385	38.5	2	8	2	4	0	96.25	0.4
Joel Sserunjogi	27	2111	78.19	25	2	5	0	0	0	0
Emojong Anthony Okimaru	6	540	90	6	0	0	0	0	0	0
James Mubezi	28	2443	87.25	27	1	2	0	0	0	0
Steven Munguchi	6	196	32.67	0	6	0	1	0	196	0.17
Bright Anukani	23	1275	55.43	16	7	11	4	0	318.75	0.17
Isa Mubiru	3	105	35	2	1	2	0	0	0	0
Emmanuel Anyama	11	522	47.45	5	6	3	7	0	74.57	0.64
Sharifu Ssengendo	16	528	33	4	12	3	1	0	528	0.06
Shafik Nana Kwikiriza	22	1452	66	20	2	17	3	0	484	0.14
Humphrey Oyirwoth	1	11	11	0	1	0	0	0	0	0
Sammy Raynald Ssebaduka	6	110	18.33	0	6	1	0	0	0	0
Brian Jjara	10	860	86	9	1	0	0	0	0	0
Gavin Mugweri Kizito	24	2144	89.33	24	0	3	0	0	0	0
GATBEL YIAN	9	365	40.56	4	5	4	2	0	182.5	0.22
Umar Lutalo	7	301	43	3	4	1	1	0	301	0.14
Peter Magambo	12	800	66.67	8	4	1	0	0	0	0
Fillbert Obenchan	15	1246	83.07	14	1	1	0	0	0	0
Mutwalibi Mugolofa	24	2160	90	24	0	0	0	0	0	0
Hassan Muhamud	18	1484	82.44	17	1	3	0	0	0	0
Derrick Paul Nsibambi	15	1031	68.73	12	3	5	2	0	515.5	0.13
Katenga Openda Etienne	16	940	58.75	10	6	5	2	0	470	0.13
Abubaker Mayanja	5	189	37.8	2	3	2	1	0	189	0.2
Ibrahim Juma	3	124	41.33	1	2	0	0	0	0	0
Ashraf Lukyamuzi	0	0	0	0	0	0	0	0	0	0
Elvis Eddy Mwanje	0	0	0	0	0	0	0	0	0	0



Kitara FC Player Statistics 2024/2025

Name	Games Played	Minutes Played	Av. Minutes Played	Starter	Sub. in	Sub. out	Goals	Own Goals	Minutes per Goal	Goals per Game Ratio
Maxwell Owachgiu	9	619	68.78	7	2	1	0	0	0	0
David Kasaija	2	120	60	1	1	0	0	0	0	0
Denis Monday	7	189	27	1	6	1	0	0	0	0
Jamil Kiyimba	1	90	90	1	0	0	0	0	0	0
Lazaro Bwambale	27	2215	82.04	23	4	2	1	0	2215	0.04
Yawe Farouk Sebanja	2	180	90	2	0	0	0	0	0	0
Henry Kaddu Patrick	21	1085	51.67	11	10	7	5	0	217	0.24
Baguma Jasper Aheebwa	22	1704	77.45	19	3	5	0	0	0	0
Moses Sseruyidde	11	421	38.27	2	9	1	0	0	0	0
Erick Muber	7	271	38.71	4	3	3	0	0	0	0
George Senkaaba	22	1165	52.95	14	8	9	6	0	194.17	0.27
Frank Yiga	1	0	0	0	1	0	0	0	0	0
Hamim Semakula Tebusweke	1	58	58	1	0	1	0	0	0	0
Living Kabon	18	1060	58.89	12	6	10	6	0	176.67	0.33
Benjamin Nyakoojo	18	1427	79.28	17	1	3	0	0	0	0
Arthur Kiggundu	26	2056	79.08	22	4	1	1	0	2056	0.04
Collins Alinitwe	2	38	19	0	2	0	1	0	38	0.5
Titus Ssematimba	21	1186	56.48	15	6	11	1	0	1186	0.05
David Ndihabwe	26	2082	80.08	26	0	9	2	0	1041	0.08
Fred Amaku	25	1269	50.76	16	9	15	5	0	253.8	0.2
Ronald Otti	27	2342	86.74	27	0	2	1	0	2342	0.04
Marvin Nyanzi	15	434	28.93	2	13	3	2	0	217	0.13
Amos Etoju	6	219	36.5	1	5	1	0	0	0	0
Chrispas Kusiima	27	2430	90	27	0	0	0	0	0	0
Solomon Ali Okwalinga	21	1178	56.1	14	7	12	0	0	0	0
Frank Kasumba	0	0	0	0	0	0	0	0	0	0
Rogers Mugisha	11	430	39.09	5	6	3	2	0	215	0.18
Dudu Ramadhan	2	180	90	2	0	0	0	0	0	0
Frank Tumwesigye	22	1410	64.09	18	4	12	2	0	705	0.09
Jude Ssemugabi	25	2018	80.72	23	2	7	10	0	201.8	0.4
John Bosco Byaruhanga	6	172	28.67	0	6	0	0	0	0	0
Denis Omedi	11	789	71.73	9	2	4	0	0	0	0
Paddy Muhumuza	6	396	66	4	2	3	0	0	0	0
Daglas Oyirwoth	2	57	28.5	1	1	1	0	0	0	0
Ivan Sserubiri	4	179	44.75	1	3	1	0	0	0	0
Umar Lutalo	4	221	55.25	2	2	2	0	0	0	0
Yassintah Sabir	2	10	5	0	2	0	0	0	0	0



Lugazi FC Player Statistics 2024/2025

Name	Games Played	Minutes Played	Av. Minutes Played	Starter	Sub. in	Sub. out	Goals	Own Goals	Minutes per Goal	Goals per Game Ratio
Moses Ojoaza Buga	16	597	37.31	5	11	5	1	0	597	0.06
Derrick Mwanje	24	1644	68.5	22	2	15	2	0	822	0.08
Sam Ssemugugu	25	1557	62.28	18	7	11	4	0	389.25	0.16
Birungi Alvin Twiine	17	667	39.24	2	15	1	2	0	333.5	0.12
Juma Ssajjabi	3	122	40.67	1	2	1	0	0	0	0
Ayiko Richard	27	2430	90	27	0	0	0	0	0	0
Emmanuel Obua	29	1985	68.45	28	1	18	1	0	1985	0.03
Rogers Adriko	23	1318	57.3	16	7	8	0	0	0	0
Juma Mutebi	17	1497	88.06	17	0	1	0	0	0	0
Sharif Saaka	28	2075	74.11	25	3	14	2	0	1037.5	0.07
Ian Amanya	20	695	34.75	2	18	1	0	0	0	0
George William Oluka	1	33	33	0	1	0	0	0	0	0
Rogers Atube	9	759	84.33	9	0	0	0	0	0	0
Freedom Mungudit	29	2020	69.66	23	6	7	0	0	0	0
Akiram Massa	3	140	46.67	1	2	1	0	0	0	0
Bashamu Mugwa	18	870	48.33	9	9	6	0	0	0	0
Muhammed Gift Lubega	14	761	54.36	8	6	3	0	0	0	0
Mubaraka Mitala	4	107	26.75	0	4	0	0	0	0	0
Joseph Othieno	14	1227	87.64	14	0	1	0	0	0	0
Jumah Junior Lutakome	8	300	37.5	2	6	2	0	0	0	0
Emuran Fahad	13	1170	90	13	0	0	0	0	0	0
Shafiq Avemah	7	239	34.14	2	5	2	0	0	0	0
Ali Arshavin Bayo	27	2430	90	27	0	0	1	0	2430	0.04
Hussein Ssenoga	7	364	52	5	2	5	1	0	364	0.14
Abdul Kalanzi	16	1129	70.56	14	2	10	4	0	282.25	0.25
Paul Wasswa	24	2086	86.92	24	0	1	0	0	0	0
Lumumba Norman Eluzai Brown	2	17	8.5	0	2	0	0	0	0	0
Nelson Mandela	14	1156	82.57	13	1	3	1	0	1156	0.07
Fahad Jumbe	4	96	24	1	3	1	0	0	0	0
Ambrose Awio	2	66	33	1	1	1	0	0	0	0
Solomon Akodi	2	2	1	0	2	0	0	0	0	0
Bashir Asiku	1	90	90	1	0	0	0	0	0	0



Maroons FC Player Statistics 2024/2025

Name	Games Played	Minutes Played	Av. Minutes Played	Starter	Sub. in	Sub. out	Goals	Own Goals	Minutes per Goal	Goals per Game Ratio
Amir Nalugoda	2	180	90	2	0	0	0	0	0	0
Godwin Daniel Kitagenda	16	863	53.94	9	7	3	1	0	863	0.06
Norman Borniface Odipio	14	892	63.71	10	4	3	1	0	892	0.07
Felix Okot	21	1664	79.24	20	1	8	1	0	1664	0.05
Fredrick Nickolas Kigozi	16	1394	87.13	15	1	0	1	0	1394	0.06
Simon Tamale	22	1980	90	22	0	0	0	0	0	0
Edward Kabona	29	2583	89.07	29	0	2	0	0	0	0
Brian Nkuubi	17	1040	61.18	12	5	4	1	0	1040	0.06
Abel Michael Eturude	24	1782	74.25	23	1	16	2	0	891	0.08
Mujahid Ogama	29	2245	77.41	25	4	6	6	0	374.17	0.21
Jackson Nunda	14	527	37.64	2	12	2	2	0	263.5	0.14
Borris Onegi	21	1890	90	21	0	0	1	0	1890	0.05
Apollo Kagogwe	6	311	51.83	3	3	0	0	0	0	0
Rogers Kiwanuka	28	2165	77.32	26	2	13	2	0	1082.5	0.07
Ivan Asaba	21	988	47.05	10	11	9	2	0	494	0.1
Brian Junior Omirambe	13	555	42.69	5	8	4	2	0	277.5	0.15
Ambrose Kirya	8	243	30.38	1	7	1	0	0	0	0
Muwadda Mawejeje	12	627	52.25	7	5	4	0	0	0	0
Derick Basoga	18	1463	81.28	16	2	1	0	0	0	0
Ivan Mayanja	19	743	39.11	8	11	8	3	0	247.67	0.16
Nzali Godlin Andrew Birungi	1	0	0	0	1	0	0	0	0	0
Raymond Walugembe	14	826	59	10	4	8	2	0	413	0.14
Deni Rukundo	22	1628	74	19	3	4	0	0	0	0
Matovu Hassan Muyomba	6	540	90	6	0	0	0	0	0	0
JAMAL SSEMWOGERERE	1	90	90	1	0	0	0	0	0	0
Bashir Mutanda	11	359	32.64	4	7	3	0	0	0	0
Ronald Orombi	22	1799	81.77	20	2	1	0	0	0	0
Innocent Biyika	0	0	0	0	0	0	0	0	0	0
Solomon Walusimbi	3	168	56	2	1	1	0	0	0	0
Ibrahim Dada	2	155	77.5	2	0	1	0	0	0	0



Mbale Heroes FC Player Statistics 2024/2025

Name	Games Played	Minutes Played	Av. Minutes Played	Starter	Sub. in	Sub. out	Goals	Own Goals	Minutes per Goal	Goals per Game Ratio
Herbert Kibirango	7	540	77.14	6	1	2	0	0	0	0
Cosia Waiswa	14	820	58.57	7	7	1	3	0	273.33	0.21
Abudul Malik Bironse	21	1744	83.05	20	1	3	1	0	1744	0.05
Davis Ssekajja	19	1412	74.32	15	4	1	1	0	1412	0.05
Samson Kasozi	19	1565	82.37	18	1	3	0	1	0	0
Hilary Adima	20	1179	58.95	14	6	5	1	0	1179	0.05
Ceasor Olega	24	1918	79.92	21	3	2	0	0	0	0
Hassan Kato	13	854	65.69	9	4	4	0	0	0	0
Simon Mabuya	10	870	87	9	1	0	0	0	0	0
Paul Musamali	13	1126	86.62	13	0	1	0	0	0	0
Abbel Sajjabi Muwanguzi	12	1037	86.42	12	0	2	0	0	0	0
Peter Ssenkungu	13	1118	86	12	1	0	0	1	0	0
Robert Eseru	11	973	88.45	11	0	1	4	0	243.25	0.36
Jesse Kajuba	10	804	80.4	10	0	3	1	0	804	0.1
Musa Malunda	5	376	75.2	4	1	0	0	0	0	0
Delton Oyo	14	1084	77.43	12	2	1	0	0	0	0
Andrew Kawooya	16	853	53.31	9	7	5	0	0	0	0
Jeremy Matata	24	1934	80.58	21	3	4	0	0	0	0
Mark Nsubuga	7	409	58.43	4	3	2	0	0	0	0
Musa Ssali	11	913	83	11	0	1	0	0	0	0
Joseph Kafumbe	3	270	90	3	0	0	0	0	0	0
Oni Bashir	6	409	68.17	5	1	2	0	0	0	0
Umar Kyebatala	7	565	80.71	6	1	2	1	0	565	0.14
Gideon Andrew Etou	9	504	56	7	2	4	1	0	504	0.11
Hakiramu Shafiq Muzanyi	5	380	76	5	0	3	0	0	0	0
Benard Ndifuna	5	434	86.8	5	0	1	0	0	0	0
Hakim Musabbah	8	350	43.75	4	4	3	0	0	0	0
David Kakeeto	11	847	77	9	2	2	0	0	0	0
Isaac Ofoyrwoth	12	792	66	9	3	4	0	0	0	0
Edgar William Katumba	7	331	47.29	3	4	2	0	0	0	0
Adrian Sserugo	10	900	90	10	0	0	0	0	0	0
Faisal Wabyoona	5	342	68.4	4	1	2	0	0	0	0
Amos Etoju	10	830	83	9	1	0	0	0	0	0
Paul Mujampwani	9	746	82.89	9	0	2	0	0	0	0
Pius Kaggwa	7	422	60.29	4	3	1	0	0	0	0
Sula Mpanga	2	49	24.5	0	2	0	0	0	0	0



Mbarara City FC Player Statistics 2024/2025

Name	Games Played	Minutes Played	Av. Minutes Played	Starter	Sub. in	Sub. out	Goals	Own Goals	Minutes per Goal	Goals per Game Ratio
Stephen Othieno	9	483	53.67	6	3	4	0	0	0	0
Seiri Arigumaho	29	2488	85.79	27	2	3	7	0	355.43	0.24
Muyomba Henry Musisi	15	948	63.2	11	4	7	0	0	0	0
Idris Shaaban Kalembo	2	105	52.5	1	1	0	0	0	0	0
Francis Odongo	28	1938	69.21	21	7	9	0	0	0	0
Henry Kitegenyi	24	1608	67	18	6	7	3	0	536	0.13
Yusuf Mafabi	20	1470	73.5	16	4	0	0	0	0	0
Hassan Alidro Jurua	13	987	75.92	12	1	5	0	0	0	0
Adinho Gibson	23	1252	54.43	14	9	3	0	0	0	0
Aaron Okwii	8	168	21	1	7	0	0	0	0	0
Abdul Kimera	23	2070	90	23	0	0	0	0	0	0
Paul Busolo	22	970	44.09	9	13	7	2	0	485	0.09
Ibrahim Ceaser Kazindula	7	211	30.14	1	6	2	0	0	0	0
Martin Owalamu	15	1350	90	15	0	0	0	2	0	0
Benard Ndifuna	14	1193	85.21	14	0	2	1	0	1193	0.07
Nasur Almahad Sadik	13	1029	79.15	13	0	5	1	0	1029	0.08
Peter Onzima	12	555	46.25	6	6	4	1	0	555	0.08
Aaron Icumar	6	540	90	6	0	0	0	0	0	0
Jimmy Ndalambi	10	525	52.5	6	4	4	0	0	0	0
Edward Namaasa	21	1754	83.52	19	2	0	0	0	0	0
Wycliffe Ahumuza	14	1043	74.5	13	1	8	0	0	0	0
Herbert Onyango	2	136	68	2	0	1	0	0	0	0
Hamza Mulambuzi	10	730	73	9	1	6	0	0	0	0
Yusuf Makutum	13	522	40.15	6	7	5	0	0	0	0
Karim Ramathan	13	1170	90	13	0	0	0	0	0	0
Wycliff Mori Manja	0	0	0	0	0	0	0	0	0	0
Joseph Akandwanaho	15	1278	85.2	14	1	5	1	0	1278	0.07
Isaac Amutuhair	1	30	30	0	1	0	0	0	0	0
Nambafu Ivan Perera	4	98	24.5	1	3	1	0	0	0	0
Jamir Kalisa	8	105	13.13	0	8	0	0	0	0	0
Joseph Kafumbe	13	790	60.77	9	4	6	0	0	0	0
Latif Ssenkubuge	13	989	76.08	10	3	8	2	0	494.5	0.15
Innocent Wafula Esimu	7	411	58.71	5	2	3	0	0	0	0
Ibrahim Musa	8	661	82.63	8	0	2	0	0	0	0
Javira Kakuru	0	0	0	0	0	0	0	0	0	0
Ronald Edwok	3	55	18.33	1	2	1	1	0	55	0.33



NEC FC Player Statistics 2024/2025

Name	Games Played	Minutes Played	Av. Minutes Played	Starter	Sub. in	Sub. out	Goals	Own Goals	Minutes per Goal	Goals per Game Ratio
Marvin Kavuma	18	851	47.28	10	8	8	1	0	851	0.06
Gideon Odongo	23	1991	86.57	22	1	1	1	0	1991	0.04
Ibrahim Thembo	22	1652	75.09	19	3	3	0	0	0	0
Samson Kiirya	2	134	67	1	1	0	0	0	0	0
Tah Barni Kelvin	6	480	80	6	0	2	0	0	0	0
Enock Ssebagala	26	2103	80.88	25	1	10	4	0	525.75	0.15
Rashid Okocha	16	951	59.44	10	6	5	1	0	951	0.06
Benjamin Ochan	3	226	75.33	3	0	1	0	0	0	0
Wahab Gadafi	17	528	31.06	4	13	2	1	0	528	0.06
Ibrahim Kiyemba	15	1088	72.53	11	4	1	0	0	0	0
Geriga Atendele	28	2347	83.82	27	1	2	0	0	0	0
Emmanuel Kulanga	8	410	51.25	4	4	3	1	0	410	0.13
Shamiru Kimwero	14	958	68.43	9	5	1	0	0	0	0
Dickson Niwamanya	14	350	25	2	12	2	1	0	350	0.07
James Jarieko	25	1413	56.52	15	10	12	3	0	471	0.12
Patrick Bayiga	18	1484	82.44	18	0	4	0	0	0	0
Jacob Okao	27	2301	85.22	25	2	0	1	1	2301	0.04
Isma Kawawulo	10	476	47.6	5	5	2	0	0	0	0
Hannington Sebwalunyo	26	2340	90	26	0	0	0	0	0	0
Paul Mucureezi	27	1736	64.3	24	3	18	9	0	192.89	0.33
Emmanuel Ajo	21	846	40.29	9	12	7	5	0	169.2	0.24
Ibrahim Kasinde	6	221	36.83	1	5	1	0	0	0	0
Alpha Thierry Ssali	5	97	19.4	0	5	0	0	0	0	0
Cromwel Rwothomio	27	1911	70.78	22	5	14	8	0	238.88	0.3
Muzamiru Mutyaba	26	1354	52.08	22	4	21	6	0	225.67	0.23
Allan Mugalu	21	1024	48.76	6	15	5	2	0	512	0.1
Ibrahim Musa	5	342	68.4	3	2	1	0	0	0	0
Ronald Kaye	0	0	0	0	0	0	0	0	0	0
HENRY BRIAN MULUMYA	0	0	0	0	0	0	0	0	0	0
Amir Kakomo	1	46	46	1	0	1	0	0	0	0



Police FC Player Statistics 2024/2025

Name	Games Played	Minutes Played	Av. Minutes Played	Starter	Sub. in	Sub. out	Goals	Own Goals	Minutes per Goal	Goals per Game Ratio
Herman Wasswa Nteza	11	185	16.82	1	10	1	0	0	0	0
Samuel Kayongo	14	834	59.57	9	5	4	0	0	0	0
Emmanuel Mugume	21	964	45.9	10	11	9	1	0	964	0.05
Daniel Jakony	12	1080	90	12	0	0	1	0	1080	0.08
Sammon Oloka	3	181	60.33	2	1	0	0	0	0	0
Reagan Steven Male	21	946	45.05	8	13	8	2	0	473	0.1
Ivan Eyamu	15	906	60.4	11	4	5	0	0	0	0
Edward Kasibante	16	1381	86.31	16	0	1	0	0	0	0
Allan Bukenya	25	2187	87.48	25	0	4	1	0	2187	0.04
Daniel Otto	13	939	72.23	11	2	4	0	0	0	0
Gabriel Eragu	24	1697	70.71	17	7	0	0	0	0	0
Gadaffi Kacancu	20	1142	57.1	15	5	15	2	0	571	0.1
Ben Ocen	19	637	33.53	8	11	7	1	0	637	0.05
Abudshakur Ramsey Jemba	6	212	35.33	1	5	0	0	0	0	0
Rayn Figo Kizito	22	1571	71.41	17	5	4	0	0	0	0
Faruku Katongole	25	2229	89.16	25	0	1	0	0	0	0
Kevin Obua	4	105	26.25	1	3	1	0	0	0	0
Dennis Kalanzi	28	1771	63.25	20	8	18	0	0	0	0
Gerald Ogweti	18	579	32.17	4	14	3	1	0	579	0.06
ADEWALE BOJO	4	307	76.75	4	0	1	0	0	0	0
Mathias Muwanga	13	1118	86	12	1	0	0	0	0	0
Umaru Kasumba	14	1091	77.93	13	1	5	7	0	155.86	0.5
Tonny Kiwalazi	21	1647	78.43	20	1	7	0	0	0	0
Ibrahim Abubaker Ssengooba	5	273	54.6	5	0	5	0	0	0	0
Reagan Matege	12	943	78.58	11	1	2	0	0	0	0
Timothy Muwanguzi	16	1138	71.13	13	3	4	0	0	0	0
Peter Emmanuel Loki	8	235	29.38	3	5	3	0	0	0	0
Brian James Obedi	13	901	69.31	11	2	10	4	0	225.25	0.31
Steven Kabuye	13	525	40.38	4	9	3	0	0	0	0
Isaac Ogwang	13	1128	86.77	13	0	3	6	0	188	0.46
Denis Iguma	9	764	84.89	8	1	0	0	0	0	0



SC Villa Player Statistics 2024/2025

Name	Games Played	Minutes Played	Av. Minutes Played	Starter	Sub. in	Sub. out	Goals	Own Goals	Minutes per Goal	Goals per Game Ratio
Aslam Ssemakula	26	1712	65.85	21	5	13	4	0	428	0.15
Patrick Jonah Kakande	26	2177	83.73	25	1	12	8	0	272.13	0.31
David Owori	27	2356	87.26	27	0	3	2	0	1178	0.07
Arnold Odong	24	2021	84.21	22	2	0	1	0	2021	0.04
Tonny Atukunda	21	1501	71.48	17	4	7	0	0	0	0
Norman Angufindru	9	686	76.22	8	1	1	0	0	0	0
Elivis Ngonde	15	1178	78.53	15	0	9	1	0	1178	0.07
Jeans Braddy Wokorach	14	1235	88.21	13	1	0	0	0	0	0
Cyrus Kibande	11	835	75.91	10	1	1	0	0	0	0
Reagan Mpande	27	1228	45.48	13	14	12	3	0	409.33	0.11
Andrew Otim	12	215	17.92	2	10	3	0	0	0	0
Geoffrey Lubanga Kene	20	1775	88.75	20	0	0	0	0	0	0
Najib Yiga	14	738	52.71	9	5	9	0	0	0	0
Denis Kaka Omony	5	282	56.4	3	2	1	0	0	0	0
Hassan Mubiru	15	378	25.2	4	11	3	1	0	378	0.07
Francis Onekalit	18	481	26.72	6	12	6	1	0	481	0.06
Frank Mulimi	8	337	42.13	3	5	0	0	0	0	0
Johnson Ssenyonga	9	192	21.33	1	8	1	0	0	0	0
Simon Kato Ssemayange	25	2043	81.72	22	3	3	2	0	1021.5	0.08
Raymon Barasa Mangoli	9	664	73.78	8	1	2	0	0	0	0
Ashiraf Mulindi	12	430	35.83	3	9	2	0	0	0	0
Sula Matovu	14	441	31.5	3	11	3	1	0	441	0.07
Cyrus Bajja	0	0	0	0	0	0	0	0	0	0
Meddie Kibirige	9	779	86.56	9	0	1	0	0	0	0
Charles Lwanga	28	2021	72.18	23	5	20	11	0	183.73	0.39
Missi Diego Semugera	17	1038	61.06	12	5	5	0	0	0	0
Isaac Mpagi Kajubi	14	230	16.43	0	14	0	0	0	0	0
Hamidu Nsubuga	0	0	0	0	0	0	0	0	0	0
Brian Maseembe	0	0	0	0	0	0	0	0	0	0
Ronald Ssekiganda	13	1085	83.46	13	0	5	1	0	1085	0.08
Edward Maseembe	4	360	90	4	0	0	0	0	0	0
Hakim Kiwanuka	15	1179	78.6	14	1	11	5	0	235.8	0.33
Peter Onzima	2	40	20	0	2	0	0	0	0	0



Soltlo Bright Stars FC Player Statistics 2024/2025

Name	Games Played	Minutes Played	Av. Minutes Played	Starter	Sub. in	Sub. out	Goals	Own Goals	Minutes per Goal	Goals per Game Ratio
Andrew Kyambadde	25	2226	89.04	25	0	2	0	0	0	0
Cleophus Fiat	16	1098	68.63	14	2	11	0	0	0	0
Noordin Saddic Bunjo	25	1764	70.56	22	3	18	3	0	588	0.12
Shamulan Kamyia	18	1620	90	18	0	0	0	0	0	0
Innocent Kitamwe Kitimbo	26	1765	67.88	19	7	9	0	0	0	0
Jafari kaziro	16	891	55.69	10	6	5	0	0	0	0
Sharif Nsereko	19	870	45.79	8	11	5	0	0	0	0
Alex Mandera	20	1260	63	14	6	7	1	0	1260	0.05
Nelson Senkatuka	29	2583	89.07	29	0	4	5	0	516.6	0.17
Frank Kizanyiro kato	8	231	28.88	3	5	3	0	0	0	0
Sanon Mulabi	4	360	90	4	0	0	0	0	0	0
John Kokas Alou	25	1668	66.72	20	5	12	4	0	417	0.16
Shafic kakande	25	1329	53.16	15	10	13	2	0	664.5	0.08
Nemeyimana Samuel Kato	13	1170	90	13	0	0	0	0	0	0
Aaryan Badoni	4	152	38	3	1	3	0	0	0	0
Paskali Oketcho	23	1635	71.09	18	5	4	1	0	1635	0.04
Khamis Ataritobs Atari	18	474	26.33	4	14	3	0	0	0	0
Jonathan Gift Odongo	22	1586	72.09	17	5	2	0	0	0	0
Warren Buule	24	2092	87.17	23	1	0	3	0	697.33	0.13
Matthias Lothar Okwalinga	10	109	10.9	0	10	0	0	0	0	0
KHASIM MUSTAPHA	19	1281	67.42	13	6	6	1	0	1281	0.05
Emmanuel Derrick Were	8	720	90	8	0	0	0	0	0	0
John Lincoln Mukisa	12	406	33.83	4	8	3	0	0	0	0
David Kiiza	15	392	26.13	3	12	2	0	0	0	0
Ashiraf Mulindi	14	879	62.79	10	4	8	2	0	439.5	0.14
Joel Ineah	3	86	28.67	1	2	1	0	0	0	0
Joseph Youngman Marvin	12	1032	86	12	0	2	0	0	0	0
Ryan Ahabwe Ndyomugabe	0	0	0	0	0	0	0	0	0	0



UPDF FC Player Statistics 2024/2025

Name	Games Played	Minutes Played	Av. Minutes Played	Starter	Sub. in	Sub. out	Goals	Own Goals	Minutes per Goal	Goals per Game Ratio
Yusuf Waswa	7	630	90	7	0	0	0	0	0	0
Denis Sekitoleko	17	1426	83.88	16	1	1	0	0	0	0
Aggrey Kiirya	20	1608	80.4	18	2	4	0	2	0	0
Bernard Muwanga	26	2169	83.42	25	1	3	1	0	2169	0.04
Christopher Kamagu	26	2163	83.19	25	1	3	1	0	2163	0.04
Hussein Hassan Zzinda	19	663	34.89	6	13	5	1	0	663	0.05
Bashir Kabuye	19	1167	61.42	15	4	14	2	0	583.5	0.11
Brian Kalumba	22	734	33.36	5	17	4	2	0	367	0.09
Ronald Kayondo	28	2484	88.71	28	0	1	0	0	0	0
Joseph Janjali	24	1310	54.58	14	10	8	3	0	436.67	0.13
Asaph Ssegujja	9	170	18.89	1	8	1	0	0	0	0
Samuel Kayongo Ssekamatte	27	2104	77.93	24	3	8	13	0	161.85	0.48
Samson Andrew Kigozi	23	1815	78.91	22	1	14	2	0	907.5	0.09
FRANK GLADISON MUGISA	27	2202	81.56	26	1	13	1	0	2202	0.04
Kitara Daniel	14	469	33.5	6	8	5	1	0	469	0.07
Swaibu Kasujja Kalule	21	1594	75.9	16	5	1	0	0	0	0
Derrick Jim Ssekulima	3	39	13	1	2	1	0	0	0	0
Sulaiman Kibalama	0	0	0	0	0	0	0	0	0	0
Enrique Lubwama	7	143	20.43	0	7	0	0	0	0	0
Musa Mulindwa	1	56	56	1	0	1	0	0	0	0
Rashid Faridi	23	1344	58.43	15	8	8	1	0	1344	0.04
Christopher Tebandeke	20	1726	86.3	19	1	2	0	0	0	0
Richard Anyama	23	2070	90	23	0	0	0	0	0	0
Emmanuel Manu Ochen	19	1179	62.05	14	5	10	1	0	1179	0.05
Abbas Luty Nsubuga	0	0	0	0	0	0	0	0	0	0
Edward Kawooya	4	87	21.75	0	4	0	0	0	0	0
Musa Mudde	3	217	72.33	3	0	2	0	0	0	0
Shakibu Mayanja	7	131	18.71	0	7	0	0	0	0	0
Oscar Agaba	0	0	0	0	0	0	0	0	0	0
Henry Tenywa	0	0	0	0	0	0	0	0	0	0



URA FC Player Statistics 2024/2025

Name	Games Played	Minutes Played	Av. Minutes Played	Starter	Sub. in	Sub. out	Goals	Own Goals	Minutes per Goal	Goals per Game Ratio
James Penz Begisa	25	1955	78.2	24	1	9	0	0	0	0
Justine Opiro	4	135	33.75	1	3	1	0	0	0	0
Joseph Ssemujju	28	1591	56.82	19	9	15	4	0	397.75	0.14
Nicholas Kabonge	7	186	26.57	2	5	2	0	0	0	0
Bruno Junior Bunyaga	28	1227	43.82	8	20	4	6	0	204.5	0.21
Joshua Letti Lubwama	28	2281	81.46	26	2	3	0	0	0	0
Laban Tibiita	25	1545	61.8	20	5	16	2	0	772.5	0.08
Denis Otim	12	1062	88.5	11	1	0	0	0	0	0
Amisi Bwangani	19	1128	59.37	13	6	7	1	0	1128	0.05
Enock Walusimbi	28	2480	88.57	28	0	2	1	0	2480	0.04
JOHN INNOCENT KISOLO	13	412	31.69	2	11	0	1	0	412	0.08
Norman Namanya	21	1470	70	16	5	9	2	0	735	0.1
Emmanuel Janan Okech	11	208	18.91	1	10	1	0	0	0	0
Ivan Ahimbisibwe	29	2132	73.52	27	2	18	16	0	133.25	0.55
Faizo Matovu	23	1558	67.74	16	7	2	1	0	1558	0.04
Bright Joseph Vuni	10	557	55.7	7	3	3	0	0	0	0
Abdu Magada	3	198	66	3	0	1	0	0	0	0
George Masembe	20	907	45.35	9	11	5	0	0	0	0
NYARWA BITANYWAINE OLIMI	13	436	33.54	3	10	2	0	0	0	0
Derrick Ochan	7	630	90	7	0	0	0	0	0	0
Shafik Lugoloobi	1	15	15	0	1	0	0	0	0	0
Ibrahim Wamannah	21	1584	75.43	19	2	7	0	0	0	0
Moses Okabo Aliro	21	1820	86.67	21	0	6	4	0	455	0.19
Abraham Kakensa Tsubira	13	682	52.46	7	6	3	1	0	682	0.08
Hudu Muliky	16	1278	79.88	15	1	5	0	0	0	0
Rogers Omedwa	9	810	90	9	0	0	0	0	0	0
Godfrey Sekibengo	12	773	64.42	10	3	8	2	0	386.5	0.17
Denis Luzige Kisiriko	5	173	34.6	1	4	0	0	0	0	0
VERON MUWULYA	0	0	0	0	0	0	0	0	0	0
Shariph Sheen Kimbowa	7	301	43	3	4	2	1	0	301	0.14
Isma Mugulusi	3	153	51	2	1	2	0	0	0	0



Vipers SC Player Statistics 2024/2025

Name	Games Played	Minutes Played	Av. Minutes Played	Starter	Sub. in	Sub. out	Goals	Own Goals	Minutes per Goal	Goals per Game Ratio
Milton Karisa	23	1705	74.13	20	3	12	9	0	189.44	0.39
Denis Kiggundu	11	990	90	11	0	0	0	0	0	0
Siraje Ssentamu	19	751	39.53	6	13	1	0	0	0	0
Junior Yunus Sentamu	28	1842	65.79	25	3	19	6	0	307	0.21
Livingstone Mulondo	12	886	73.83	10	2	1	1	0	886	0.08
Abdulkarim Watambala	28	2427	86.68	28	0	9	1	0	2427	0.04
Jack Komakech	1	90	90	1	0	0	0	0	0	0
Hilary Panuel Mukundane	26	2295	88.27	26	0	1	1	0	2295	0.04
Joseph Youngman Marvin	9	670	74.44	8	1	4	0	0	0	0
Alfred Macumu Mudekereza	18	1575	87.5	18	0	0	0	0	0	0
Rogers Ochaki Torach	28	2431	86.82	28	0	1	1	0	2431	0.04
ABUBAKALI WALUSIMBI	6	200	33.33	0	6	0	0	0	0	0
Grant Matsiko	18	1052	58.44	11	7	2	0	0	0	0
Paul Patrick Mbowa	22	1666	75.73	19	4	2	0	0	0	0
Richard Matovu	5	322	64.4	3	2	0	0	0	0	0
Frank Katongole	8	164	20.5	2	6	1	0	0	0	0
Allan Okello	30	2482	82.73	30	0	18	19	0	130.63	0.63
Moses Waiswa Ndhondhi	26	1510	58.08	22	4	21	1	0	1510	0.04
Derrick Ndahiro	16	1354	84.63	15	1	0	0	0	0	0
Kenneth Kimera	18	665	36.94	5	14	4	2	0	332.5	0.11
Gusto Wa Ilungo Mulongo	16	477	29.81	4	12	5	4	0	119.25	0.25
Pedro Honjo Chimbiambinlu	12	392	32.67	5	7	5	0	0	0	0
Isaac Ogwang	8	451	56.38	5	3	5	1	0	451	0.13
Nico Wadada Wakiro	16	1179	73.69	14	2	5	0	0	0	0
Bashir Bravo Ssekagya	0	0	0	0	0	0	0	0	0	0
Mohamed Salem Ekbad	6	137	22.83	0	7	0	1	0	137	0.17
Issa Bugembe	6	100	16.67	0	7	0	0	0	0	0
Enock Luyima	13	973	74.85	11	2	1	1	0	973	0.08
Abubakar Lawal	8	177	22.13	1	7	1	0	0	0	0
Annest Ankunda	5	139	27.8	2	3	2	0	0	0	0
Asiwome Fumador	4	103	25.75	0	4	0	1	0	103	0.25
Godfrey Omoki	0	0	0	0	0	0	0	0	0	0
Fazil Tumwine	0	0	0	0	0	0	0	0	0	0



Wakiso Giants FC Player Statistics 2024/2025

Name	Games Played	Minutes Played	Av. Minutes Played	Starter	Sub. in	Sub. out	Goals	Own Goals	Minutes per Goal	Goals per Game Ratio
Hassan Ssenyonjo	29	2408	83.03	28	1	10	0	0	0	0
Blanchar Mulamba	21	1099	52.33	11	11	4	1	0	1099	0.05
Joseph Lubega	7	540	77.14	6	1	0	0	0	0	0
Tevin Kevin Kyeyune	16	438	27.38	4	12	4	1	0	438	0.06
Rahmat Ssenfuka	15	1064	70.93	13	2	8	0	0	0	0
Musa Ssegujja	22	1641	74.59	21	1	9	0	0	0	0
Marvin Oshaba	24	1182	49.25	11	14	8	2	0	591	0.08
Henry Mwebe	6	501	83.5	5	1	0	0	0	0	0
Habert Asiimwe	7	342	48.86	4	3	4	3	0	114	0.43
Hudson Mbalire	26	1782	68.54	20	6	5	6	0	297	0.23
Timothy Oyamo	25	1681	67.24	19	7	10	1	0	1681	0.04
SAMUEL NSUBUGA	9	304	33.78	3	6	3	0	0	0	0
Kakande Davis Ssekitto	10	351	35.1	4	6	2	0	0	0	0
Josephat Ayebare	11	790	71.82	10	1	5	0	0	0	0
OMARY MFAUME BIBO	9	728	80.89	8	1	0	0	0	0	0
Godfrey Omoki	5	450	90	5	0	0	0	0	0	0
Abdul Ssemakula	22	1799	81.77	21	1	2	2	0	899.5	0.09
James Alitho	19	1614	84.95	19	0	2	0	0	0	0
Ambrose Arinda	24	1963	81.79	22	2	1	0	0	0	0
Fazil Tumwine	5	141	28.2	0	5	0	0	0	0	0
Marvin Mukiibi	18	1603	89.06	18	0	1	0	1	0	0
Shaibu Shaibu Mtita	22	1621	73.68	19	3	2	0	0	0	0
William Kizito Luwaga	11	550	50	9	2	9	0	0	0	0
OLOYA MOSES	12	632	52.67	8	4	8	1	0	632	0.08
Issack Emanuel Stephan Mtengwa	9	491	54.56	4	5	1	0	0	0	0
Tom Ssemuwemba Masiko	12	546	45.5	6	7	4	0	0	0	0
Lawrence Muwonge Bukenya	17	1369	80.53	17	0	7	0	0	0	0
Baker Lukooya	8	339	42.38	3	5	1	0	0	0	0
David Bagoole	15	946	63.07	11	4	7	0	0	0	0
Vincent Zziwa	3	44	14.67	0	3	0	0	0	0	0
Alex Komakech	2	49	24.5	0	2	0	0	0	0	0
Derrick Kaija	2	107	53.5	1	1	0	0	0	0	0



Matchday Summary

Goals	Match Day	1	2	3	4	5	6	7	8	9	10	11	12	13	14	15	16	17	18	19	20	21	22	23	24	25	26	27	28	29	30	Total
	Total	21	16	11	16	18	14	21	10	18	17	22	19	22	10	10	11	13	15	13	24	18	14	30	11	17	15	17	26	23	23	515
	Home	12	9	8	6	8	6	17	7	12	9	11	7	13	6	5	6	9	11	9	9	12	10	19	6	11	9	12	15	18	7	299
	Away	9	7	3	10	10	8	4	3	6	8	11	12	9	4	5	5	4	4	4	15	6	4	11	5	6	6	5	11	5	16	216
	1st Half	9	2	5	11	7	8	7	5	7	6	13	10	10	5	3	3	6	3	6	11	9	7	13	4	7	5	8	8	11	6	215
	2nd Half	11	13	6	4	9	6	10	4	11	10	9	8	11	4	6	7	6	10	7	12	8	6	14	5	9	9	9	16	9	15	264
	Extratime	1	1		1	1		3	1				1	1	1	1		1	2		1	1	1	2	1		1		2	2	1	27
	Own					1		1			1						1							1	1	1				1	1	9
Cleansheet	Total	7	3	7	6	4	6	7	8	7	6	4	2	5	8	7	7	7	7	9	1	7	8	2	9	6	6	6	6	6	5	179
	Home	4	2	5	2	1	2	6	5	3	3	1	1	3	5	4	4	5	5	5	1	3	5	2	4	4	3	4	5	4	2	103
	Away	3	1	2	4	3	4	1	3	4	3	3	1	2	3	3	3	2	2	4		4	3		5	2	3	2	1	2	3	76
Penalty	Total		1		2	4		4	2	2		1	7	3	3	1	2	3	2		4	1		1	3	1	1	2	2	1	4	57
	Scored		1		2	4		3	2	2		1	6	2	2	1	2	2	2		4	1		1	3	1	1	1	2	1	4	51
	Missed							1					1	1	1			1										1				6
Yellow Cards	Total	33	18	32	36	27	29	25	33	29	29	22	28	17	23	18	26	26	22	28	27	24	17	29	22	22	24	15	27	14	22	744
	Home	15	7	20	17	10	11	15	14	14	14	8	16	8	11	8	13	14	8	13	11	14	9	15	7	12	7	8	11	4	8	342
	Away	18	11	12	19	17	18	10	19	15	15	14	12	9	12	10	13	12	14	15	16	10	8	14	15	10	17	7	16	10	14	402
	1st Half	8	7	9	13	6	10	7	11	10	9	7	12	8	8	3	13	8	7	10	9	8	6	6	10	10	8	5	11	4	5	248
	2nd Half	23	9	20	23	14	17	15	18	16	17	13	14	7	14	14	12	14	11	15	15	14	10	19	11	11	16	7	13	9	17	428
	Extratime	2	2	3		7	2	3	4	3	3	2	2	2	1	1	1	4	4	3	3	2	1	4	1	1		3	3	1		68
Red Cards	Total	2		1	1						1				2						2			1	4		1	1	1		17	
	Home	2		1							1										1			1	1			1			8	
	Away				1										2						1				3		1		1		9	
	1st Half	2																											1		3	
	2nd Half				1							1			2							1				3		1			9	
Extratime																															0	

2024-2025 StarTimes Uganda Premier League Results

	Vipers SC	NEC FC	BUL FC	URA FC	KCCA FC	SC Villa	Kitara FC	Maroons FC	Express FC	UPDF FC	Police FC	Mbarara City FC	Lugazi FC	Soltilo Bright Stars FC	Wakiso Giants FC	Mbale Heroes FC
Vipers SC	—	3-1	1-1	2-0	1-1	2-1	0-0	1-0	3-0	1-0	2-1	1-0	1-0	1-1	1-0	6-0
NEC FC	3-1	—	1-1	1-0	1-0	2-1	2-1	2-1	3-1	1-0	0-0	1-0	2-0	1-0	2-0	2-0
BUL FC	1-0	1-1	—	2-1	1-1	1-0	1-0	1-0	1-1	0-2	0-0	0-2	4-0	1-0	1-1	3-0
URA FC	0-2	1-1	0-1	—	1-0	1-1	2-0	1-0	5-0	2-1	1-0	1-1	1-0	4-0	4-1	3-2
KCCA FC	0-2	0-1	1-2	1-0	—	1-1	2-0	5-0	0-1	0-0	2-1	1-0	5-0	5-0	5-0	5-0
SC Villa	1-0	0-1	2-1	1-0	2-2	—	0-0	0-2	1-0	5-0	1-1	4-2	1-1	2-2	6-1	3-1
Kitara FC	0-2	1-2	1-3	1-0	4-0	1-0	—	1-0	7-0	4-0	0-1	1-1	0-0	2-0	0-0	6-0
Maroons FC	0-1	1-3	0-0	2-1	0-0	1-1	0-4	—	1-0	1-1	1-0	2-0	1-0	1-1	2-3	1-0
Express FC	2-2	2-1	0-2	1-2	0-3	1-0	1-0	0-0	—	2-2	1-2	3-1	0-1	2-1	4-1	2-1
UPDF FC	0-1	0-0	2-3	0-0	1-2	2-0	0-0	2-1	0-2	—	2-2	2-1	1-0	1-0	1-0	1-1
Police FC	0-1	1-1	0-0	2-0	0-0	1-3	0-1	1-2	2-2	1-0	—	2-0	0-0	1-1	2-1	2-1
Mbarara City FC	1-3	1-2	0-0	0-2	3-0	0-2	1-1	0-3	2-0	0-1	0-0	—	1-0	0-0	0-0	1-0
Lugazi FC	0-0	1-0	1-2	0-1	1-1	0-1	0-3	0-1	1-0	2-2	1-0	1-1	—	3-1	1-0	1-1
Soltilo Bright Stars FC	1-2	1-5	0-2	0-1	0-1	1-3	1-0	0-1	0-1	2-1	3-1	0-1	1-1	—	0-0	5-1
Wakiso Giants FC	0-2	0-0	1-2	0-3	1-2	1-1	0-0	3-3	0-0	0-1	0-2	0-1	0-0	1-1	—	1-0
Mbale Heroes FC	0-4	0-1	0-0	0-4	0-1	1-0	1-6	0-1	0-1	0-3	1-1	0-1	1-3	1-0	0-1	—



Uganda Premier League Secretariat
Plot 126, Albert Cook Road, Mengo
P. O. Box 22518 Kampala, Uganda.
E-mail: admin@upl.co.ug

www.upl.co.ug

X - @UPL
Facebook - @UPL